

Housing feet of GiN devices are easy to engage and disengage

Seat belts can be inserted in any of the two middle elongated holes

Multiple attachment solutions

The mounting plate can be used in the cabin and in the trunk

Tie-down or ratchet straps can be used



Discover our products online!




The mounting plate is suitable for attaching the GiN products GL53xx/GL5450/GL3400 (all products equipped with the new GiN case system).

You can easily attach a device to the mounting plate by locking the housing feet into place. Thanks to identical latching holes on the upper side of each device, multiple devices can also be stacked.

Fixing the plate to the vehicle can be accomplished in many ways: clamping bolts, ratchet straps, double-sided tape, touch fastener, seat belts or the attachment system Isofix. This means that you can store your device in many different positions without problems.

Plate	
Material	Aluminium alloy
Dimensions (LxWxH)	255 x 360,8 x 6 mm
Weight	~ 1500 g

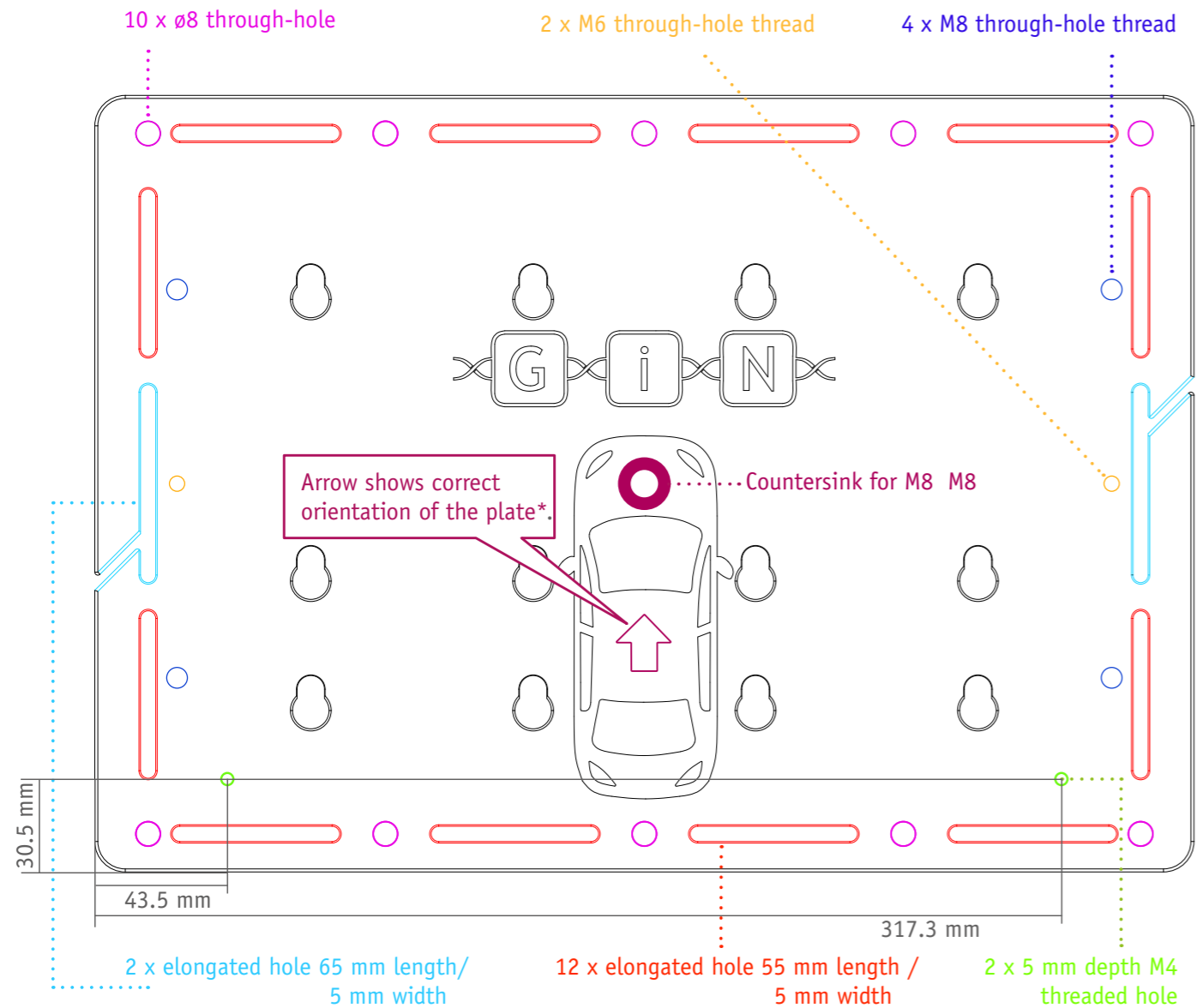
Use case example with the GL5370



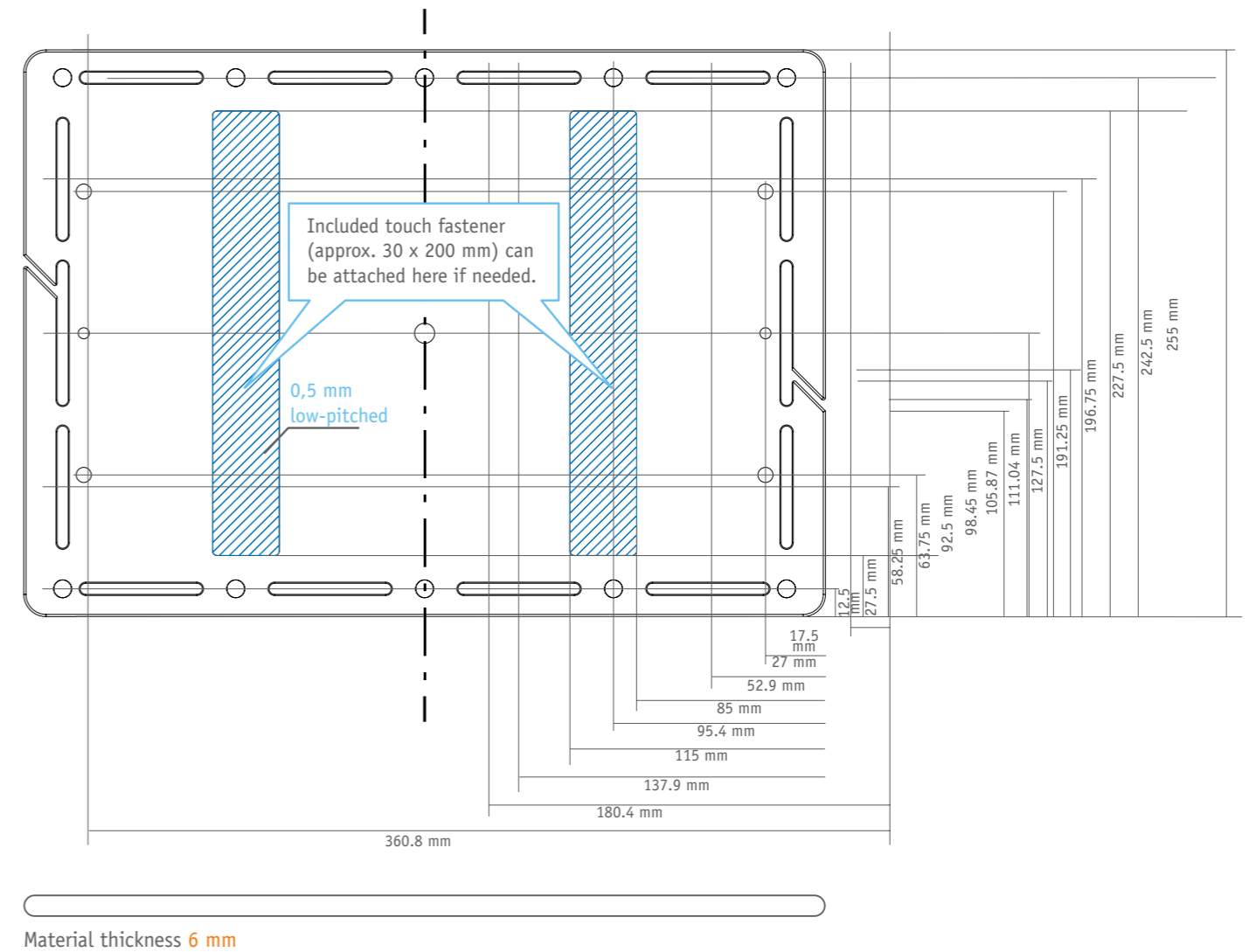
Important note:

The mounting plate has drill, latching and elongated holes to use as fixtures. These are specified on the drawing and can be used as orientation for potential attachment solutions. The user is responsible for using these mounting possibilities in a correct manner and to adhere to all specifications related to the application, as well as to any applicable standards.

Bottom view



Top view



(*) Please note the direction of the mounting plate during the installation. The arrow shows the driving direction of the vehicle and the direction of the lock-in process of the housing feet of the attached device. An incorrect installation can lead to devices releasing from the mounting plate.